

Genie® S®-80 XC™ & S-85 XC

Specifications

Models	S-80 XC		S-85 XC	
Measurements	US	Metric	US	Metric
Working height max. ⁽¹⁾	86 ft	26.38 m	91 ft	27.91 m
Platform height max.	80 ft	24.38 m	85 ft	25.91 m
Horizontal reach max.	68 ft 6 in	20.88 m	74 ft 6 in	22.71 m
Below ground reach	5 ft 6 in	1.68 m	8 ft 8 in	2.64 m
A Platform length (8 ft/6 ft)	3 ft/2 ft 6 in	0.91 m/0.76 m	3 ft/2 ft 6 in	0.91 m/0.76 m
B Platform width (8 ft/6 ft)	8 ft/6 ft	2.44 m/1.83 m	8 ft/6 ft	2.44 m/1.83 m
C Height - stowed (tires)	9 ft 2 in	2.80 m	9 ft 2 in	2.80 m
D Length - stowed (tires)	37 ft 7 in	11.23 m	40 ft 7 in	12.37 m
Length - storage/transport (jib tucked under)	-	-	33 ft 8 in	10.25 m
E Width (tires)	8 ft 2 in	2.49 m	8 ft 2 in	2.49 m
F Wheelbase	9 ft 4 in	2.85 m	9 ft 4 in	2.85 m
G Ground clearance - center (tires)	15.8 in	0.40 m	15.8 in	0.40 m
H Height under counterweight	3 ft 9 in	1.14 m	3 ft 9 in	1.14 m

Productivity

Lift capacity max. - unrestricted	660 lb	300 kg	660 lb	300 kg
Lift capacity max. - restricted	1,000 lb	454 kg	1,000 lb	454 kg
Number of Platform Occupants (restricted/unrestricted)	3/2	3/2	3/2	3/2
Platform rotation	160°	160°	160°	160°
Jib length	—	—	5 ft	1.52 m
Vertical jib rotation (up/down)	—	—	133°	133°
Turntable rotation	360°	360°	360°	360°
Turntable tailswing	5 ft 3 in	1.60 m	5 ft 3 in	1.60 m
Drive speed - stowed (tires)	3.0 mph	4.8 km/h	3.0 mph	4.8 km/h
Drive speed - raised (tires)	0.5 mph	0.2 m/s	0.5 mph	0.2 m/s
Gradeability - stowed ⁽²⁾	45 %	45 %	45 %	45 %
Tilt sensor activation (front to back/side to side)	7°/5°	7°/5°	7°/5°	7°/5°
Turning radius - inside/outside (tires)	12 ft/21 ft 6 in	3.66 m/6.55 m	12 ft/21 ft 6 in	3.66 m/6.55 m
Tires	18-625	18-625	18-625	18-625

Power

Power	Diesel	Diesel	Diesel	Diesel
Hydraulic tank capacity	40 gal	150 L	40 gal	150 L
Fuel tank capacity	35 gal	132 L	35 gal	132 L

Weight⁽³⁾ and Floor Loading⁽⁴⁾

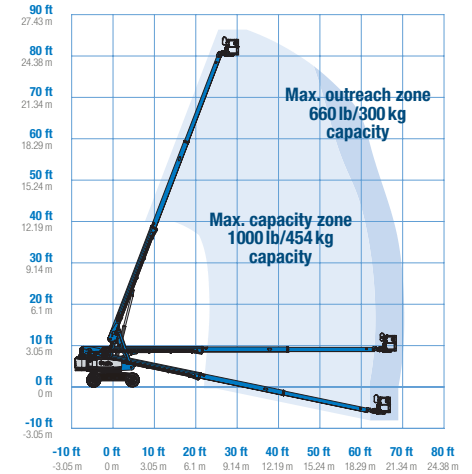
Weight (tires)	37,000 lb	16,783 kg	39,500 lb	17,917 kg
Tire contact pressure	130 psi	896 kPa	130 psi	896 kPa
Occupied floor pressure (tires)	370 psf	17.74 kPa	395 psf	18.9 kPa

Sound and Vibration Levels

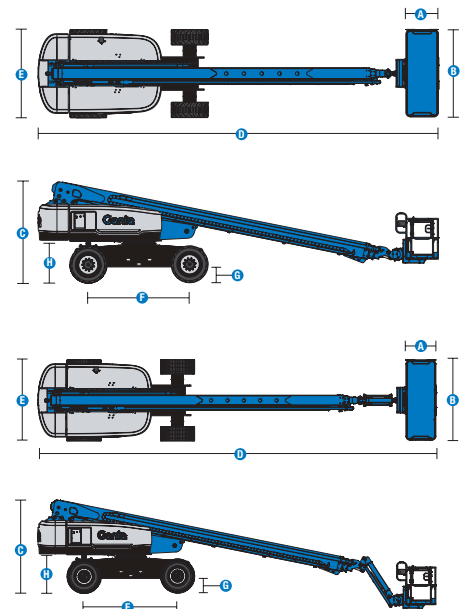
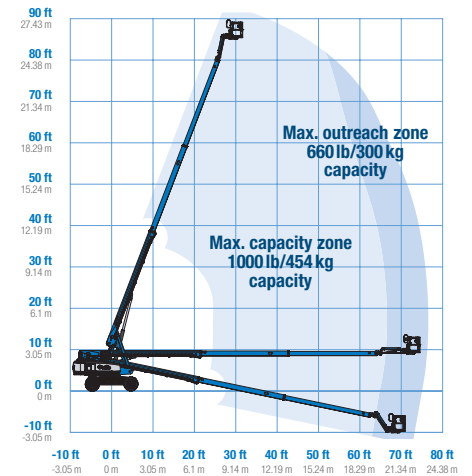
Sound Pressure level (ground workstation)	85 dBA	85 dBA	85 dBA	85 dBA
Sound Pressure level (platform workstation)	78 dBA	78 dBA	78 dBA <td 78 dBA	
Vibrations	< 2.5 m/s ²	< 2.5 m/s ²	< 2.5 m/s ²	< 2.5 m/s ²

(1) The metric equivalent of working height adds 2m to platform height. The imperial equivalent adds 6ft to platform height.
 (2) Gradeability applies to driving on slopes and may vary depending on options and machine configurations. See operator's manual for details regarding slope ratings.
 (3) Weight refers to standard configuration and may vary depending on options and/or country standards.
 (4) Floor loading information is approximate and may vary depending on options and machine configurations. It should be used only with adequate safety factors.

Range of motion S-80 XC



Range of motion S-85 XC



Genie® S® -80 XC™ & S-85 XC

SKU: Standard Model

- **S80XC001AF0002:** S-80 XC, 4WD
- **S80XC001AE0009:** S-80 XC, Lift Power 3kW, 4WD
- **S80XC001AF0003:** S-80 XC, Lift Power 12kW Welder Ready, 4WD

* Build to Order

SKU: Standard Model

- **S85XC001AF0003:** S-85 XC, 4WD
- **S85XC001AF0006:** S-85 XC, Lift Power 3kW, 4WD
- **S85XC001AF0002:** S-85 XC, Lift Power 12kW Welder Ready, 4WD

Option availability	S	S+	BtO
Power			
70 hp, 52 kW, GM Vortec 3.0L, Gas/LPG			○
74 hp, 55 kW, Deutz TD2.9L, Turbo Diesel, T4f (TRAX and 80/85)	✓	✓	✓
Cold weather package			○
Diesel air intake pre-cleaner			○
Positive air shutdown system			○
Second battery			○
Anti-restart engine protection	✓	✓	✓
Auto engine fault shutdown	✓	✓	✓
In cylinder glow plug (diesel only)	✓	✓	✓
Platform			
6ft/1.83m dual-entry platform with side swing gate			○
8ft/2.44m tri-entry platform with side swing gate	✓	✓	✓
6ft/1.83m Aircraft protection platform with sliding mid-rail			○
6ft/1.83m Aircraft protection platform with side swing gate			○
Dual axis joystick steering	✓	✓	✓
Thumb rocker steering			○
Air line to platform			○
Control box covers		○	○
Lift Guard Full Mesh panels			○
Lift Guard Half Mesh panels			○
Light Package: drive and work lights		○	○
Platform auxiliary top rail			○
Lift Power 3kW AC Generator, 110V/60Hz			○
Lift Power 3kW AC Generator, 220V/50Hz			○
Lift Power 12kW Welder Ready			○
660lb/300kg & 1000lb/454kg dual load capacity with automatic envelope control	✓	✓	✓
Drive enable system	✓	✓	✓
Horn	✓	✓	✓
Lift Guard Contact Alarm	✓	✓	✓
Lift Tools Work Tray	✓	✓	✓
Platform load sense system	✓	✓	✓
Proportional controls	✓	✓	✓
Self-leveling platform	✓	✓	✓
Chassis			
Lift Connect Telematics	✓	✓	✓
Lift Connect with Access Manager upgrade		○	○
Biodegradable hydraulic oil			○
Cold weather hydraulic oil			○
Fire resistant hydraulic oil			○
High floatation, air-filled tires		○	○
Rough terrain, foam-filled tires	✓	✓	✓
Rough terrain, foam-filled, non-marking tires		○	○
Deluxe hostile environment kit			○
Hostile environment kit			○
LPG tank 33.5 lb			○
Tow package			○
Active oscillating axle	✓	✓	✓
Alarm package: includes flashing beacon and travel alarm	✓	✓	✓
Descent, tilt and motion alarm	✓	✓	✓
Dual battery system	✓	✓	✓
Hour meter	✓	✓	✓
Hydraulic oil cooler	✓	✓	✓
Tech Pro Link connector	✓	✓	✓
Wheel motors 2 speed	✓	✓	✓

Positive air shutdown system for Deutz engines only

- S Standard
- S+ Standard +
- BtO Build to Order
- ✓ Standard Features
- Options



Xtra Capacity



Rugged Terrainability



Lift Power



Genie Genuine Accessories⁽¹⁾

- Lift Tools Productivity Tools
- Lift Connect Telematics
- Tech Pro Link Handheld Device

(1) More accessories available from Genie Genuine Parts.

Product specifications are subject to change without notice or obligation. Photographs and/or drawings herein are for illustrative purposes only. Refer to the appropriate Operator's Manual for instructions on proper equipment use. Failure to follow instructions in the Operator's Manual may result in serious injury or death. The only warranty applicable to our equipment is the standard written warranty applicable to the particular product and sale and we make no other warranty, express or implied. Products and services listed may be trademarks, service marks or trade names of Terex Corporation and/or their subsidiaries in the USA and many other countries. Terex, Genie, Quality By Design, Xtra Capacity, Lift Power, Lift Guard, Lift Tools, Lift Connect and Tech Pro Link are registered trademarks of Terex Corporation or its subsidiaries.